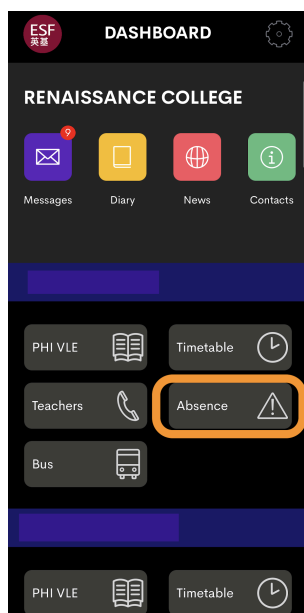


How to report student's absence on ESF App

Please follow these easy steps every time your child is missing school.

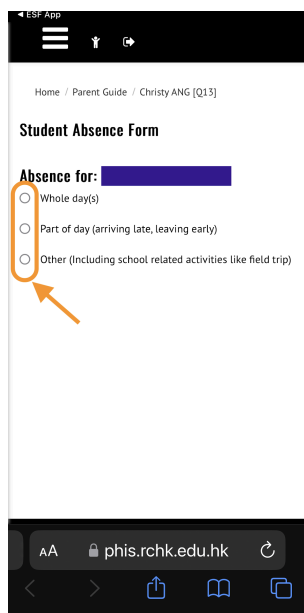
Step 1

Open ESF App and click the "Absence" button



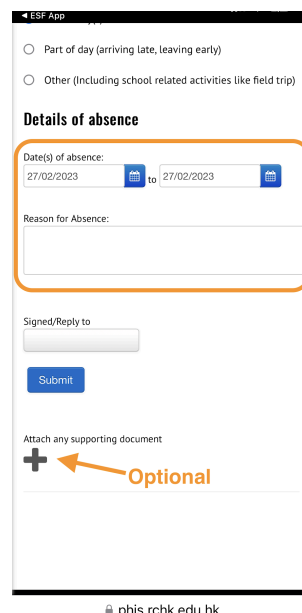
Step 2

Select the duration of the absence



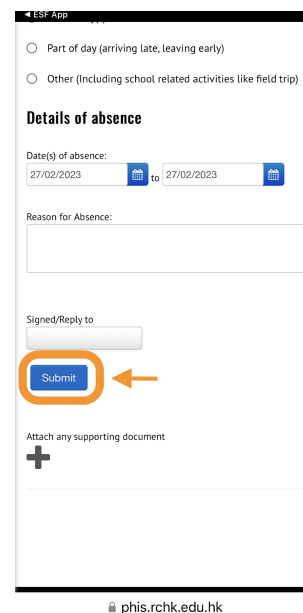
Step 3

Select the date of absence and attach supporting documents if any



Step 4

Click "Submit"



If you encounter technical issues, please email our **RedDoor Centre's Help Desk** at helpdesk@rchk.edu.hk.

What is the ESF App?

The ESF App is a user-friendly mobile platform through which parents receive all school announcements. ESF App is connected with our Gateway database and the Virtual Learning System (VLE), also known as PHI, through which parents can access students' academic results, report a child's absence or schedule Parent-Teacher conferences.

[Click here for more ESF App functions](#)



RENAISSANCE
COLLEGE
啓新書院

